



transitions

drop shadows

3d transforms

style forms

skew

buttons

opacity

CSS 3: SIMPLE + CREATIVE POSSIBILITIES

scale

fade

rotate

animations

sliding / fly outs

dimensional type

rounded corners

@font-face

2d transforms

EXAMPLES OF CSS3
LEVELS OF DIFFICULTY

**BASIC
TECHNIQUES**

rounded corners
multiple columns
opacity
text shadows

**INTERMEDIATE
TECHNIQUES**

transitions
+
transforms:
scale
rotate
skew
translate (slide)
opacity

can be 2D and 3D

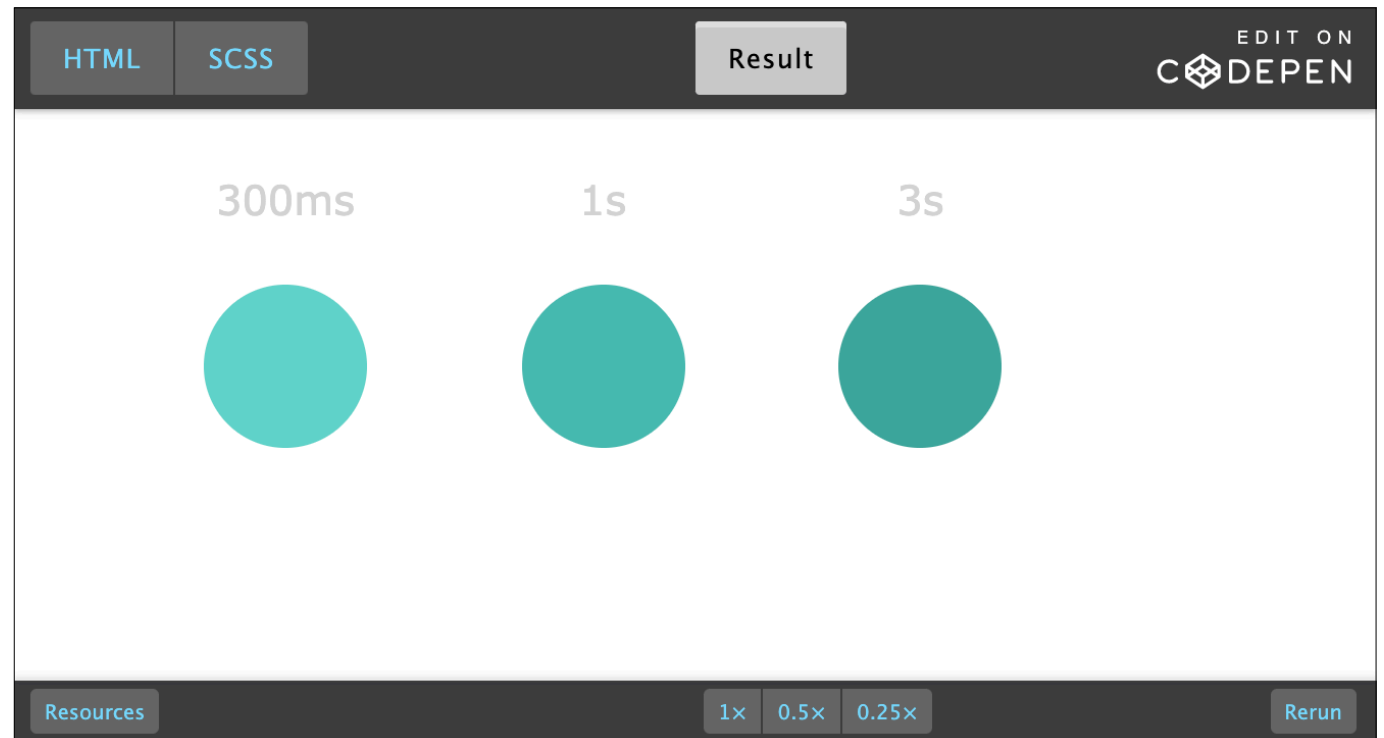
**ADVANCED
TECHNIQUES**

keyframe animations
combinations

TRANSITIONS + TRANSFORMS *for* BEGINNERS



Rachel Cope





The screenshot shows a CodePen editor interface. At the top, there are tabs for 'HTML' and 'SCSS', and a 'Result' button. The main area displays three teal circles, each with a label above it: '300ms', '1s', and '3s'. The interface also includes a 'Resources' button, playback controls (1x, 0.5x, 0.25x), and a 'Rerun' button. The CodePen logo and 'EDIT ON CODEPEN' text are visible in the top right corner.

ANIMATIONS *for* BEGINNERS



Rachel Cope



CSS3 TRANSITION RULE SYNTAX

```
.item {  
    transition-property: background;  
    transition-duration: 0.3s;  
    transition-timing-function: ease;  
    transition-delay: 0.1s;  
}
```

CSS3 TRANSITION SHORTCUT SYNTAX

transition declaration

```
property  
duration timing function  
.item {  
  transition: background 0.3s ease;  
}
```

CSS3 TRANSITION RULE SYNTAX

Browser prefixes:

-webkit- (*Safari*)

-moz- (*Firefox*)

-o- (*Opera*)

[*standard property*]

transition declaration

property

duration

timing function

.item {

-webkit-transition: background 0.3s ease;

-moz-transition: background 0.3s ease;

-o-transition: background 0.3s ease;

transition: background 0.3s ease;

}

CSS3 TRANSFORM RULE SYNTAX

```
#Transform_example img {  
  margin-top: .5em;  
  max-width: 100%;  
  height: auto;  
  transition: all .3s linear;  
}
```

*Apply the transition
to the thing that will
change.*

```
#Transform_example img:hover {  
  transform: rotate(-3deg);  
}
```

*Apply the transform to
the change state.*



3D/2D TRANSFORM

backface-visibility

visible | hidden

perspective

none
number

perspective-origin

%
left | center | right
top | center | bottom
left | center | right
top | center | bottom

transform-style

flat | preserve-3d

transform


none | matrix | matrix3d |
translate3d | translateX |
translateY | translateZ | scale |
scale3d | scaleX | scaleY |
scaleZ | rotate | rotate3d |
rotateX | rotateY | rotateZ |
skewX | skewY | skew |
perspective

transform-origin

%
left | center | right
top | center | bottom
left | center | right
top | center | bottom

1
2
3
4
5
6
7
8
9
10
11
12
13

Inspiration



PIECE 26 | **CHOCOAN PECCARY**



IN PIECES | HOW IT'S MADE | CAUSES & SOURCES |   SHARE & POSTER

BY BRYAN JAMES