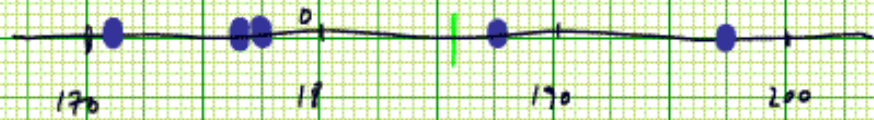
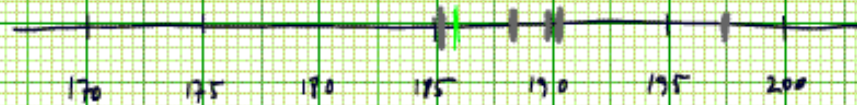


Data

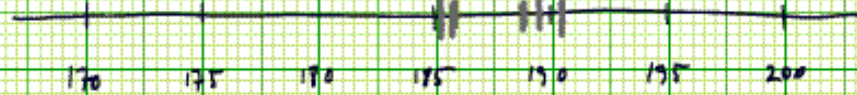
$n=1$		\bar{x}
G1		187.4
G2		177.4
G3		170.9
G4		197.2
G5		176.5



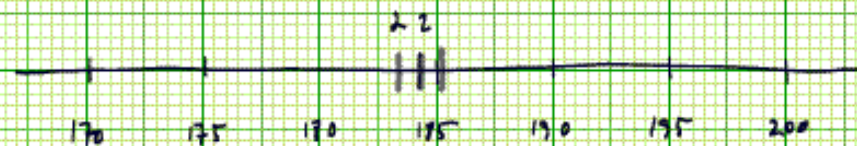
$n=5$		\bar{x}
G1		189.3
G2		190.2
G3		197.4
G4		189.8
G5		185.2



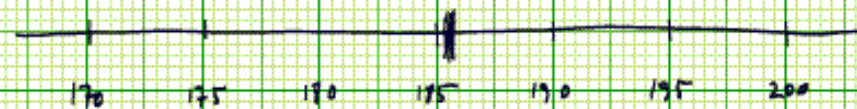
$n=10$		\bar{x}
G1		185.7
G2		188.6
G3		185.1
G4		189.4
G5		190.4



$n=20$		\bar{x}
G1		185.2
G2		183.4
G3		184.4
G4		184.3
G5		183.4



$n=30$		\bar{x}
G1		185.4
G2		185.5
G3		185.6



64 185.6

65 185.6